

▶▶▶ Thru-the-tool Coolant Available (Option)

▶▶▶ Thru-the-groove Coolant Available



FIG.1

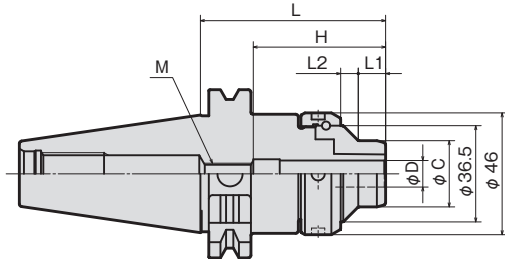
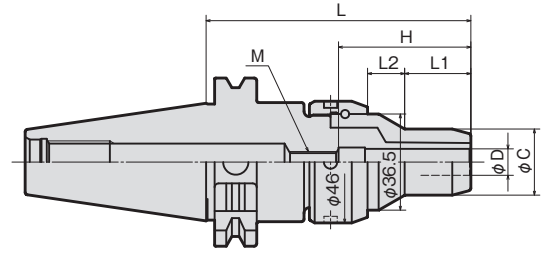


FIG.2



Cutter shank diameter should be h7 or better.

Note : When HPC03H, HPC04H and HPC05H is used through the groove coolant or through the tool coolant usage, please keep the coolant pressure within 1MPa and under.  
In case those 3 kinds of tools are used in through the tool coolant at over 1MPa pressure, it requires special adjustment according to its pressure, need additional cost, please contact Showa distributor.

MODEL	A	AA	G	FIG	φD	L	L1	L2	H	φC	MINI.INS. LENGHT	ADJUST LENGTH		M (Ad.screw)	ST	CT	N/W(kg)						
												MIN	MAX										
SK30	HPC03H-070	○	○	○	1	3	70	10.3	6.2	15	25	15	-	-	-								
	HPC04H-070	○	○	○		4																	
	HPC06H-070	○	○	○		6													37.5	23	23	37	AS17-2-M5-CTW
	HPC08H-070	○	○	○		8																	
	HPC10H-070	○	○	○		10																	
HPC12H-070	○	○	○	12	12.2	4.8	55	32	25	25	54	AS25-2-M10-CTW											
SK40	HPC03H-070	○	○	○	1	3	70	10.3	6.7	15	25	15	-	-	-								
	HPC03H-100	○	○	○	2	100	25	14															
	HPC04H-070	○	○	○	1	4	70	10.3	6.7														
	HPC04H-100	○	○	○	2	100	25	14															
	HPC06H-070	○	○	○	1	6	70	10.3	6.7										37.5	23	23	37	AS17-2-M5-CTW
	HPC06H-100	○	○	○	2	100	25	14															
	HPC08H-070	○	○	○	1	8	70	10.3	6.7										50	23	28	49	AS22-2-M8-CTW
	HPC08H-100	○	○	○	2	100	25	14															
	HPC10H-070	○	○	○	1	10	70	10.3	6.7														
	HPC10H-100	○	○	○	2	100	25	14															
	HPC12H-070	○	○	○	1	12	70	10.3	6.7										55	32	25	33	54
HPC12H-100	○	○	○	2	100	25	14																
SK50	HPC03H-100	○	○	-	2	3	100	25	14	15	25	15	-	-	-								
	HPC04H-100	○	○	-		4																	
	HPC06H-100	○	○	-		6													3.5	30	30	37	AS17-2-M5-CTW
	HPC08H-100	○	○	-		8																	
	HPC10H-100	○	○	-		10													50	35	35	49	AS22-2-M8-CTW
	HPC12H-100	○	○	-		12													55	32	40	40	54

Note1: Chuck wrench and adjust screw are sold separately.

Note2: Please indicate when ordering for thru-the tool application.



ACCESSORIES

▶ P.42 STRAIGHT COLLETS



ACCESSORIES

▶ P.44 ADJUST SCREW, CHUCK WRENCH

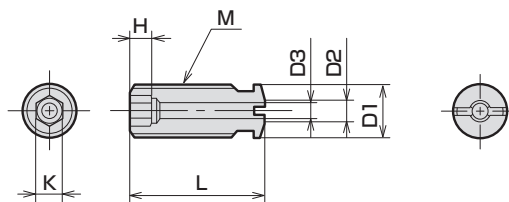
ORDERING EXAMPLE

①	②	③	④	⑤
SK50	- HPC	03H	- 060	A
① Shank Size				
② Holder's Name				
③ Cutter's Shank Dia.				
④ G.L. Length				
⑤ Grade				

ACCESSORIES for MICRON CHUCK H series M series



# ADJUST SCREW for MICRON CHUCK H series, M series



MODEL	CODE	M	L	D1	D2	D3	K	H	MICRON CHUCK
AS17-2-M5-CTW	17672	M5×0.8	17	5	3	2	2.5	3	HPC06H
AS17-2-M6-CTW	17676	M6×1.0	17	6			3		HPC07H
AS22-2-M6-CTW	17678		22	8	5	4	HPC08H,HPC08M		
AS22-2-M8-CTW	17680	M8×1.25	25	8	5	4	4	5	HPC09H,HPC10H HPC09M,HPC10M,HPC11M~12M
AS25-2-M8-CTW	17682			10	6	5	5	6	HPC11H~16H
AS25-2-M10-CTW	17684	M10×1.5							

ACCESSORIES for MICRON CHUCK H series M series



# CHUCK WRENCH (For MICRON CHUCK H series, M series and N series)

HOOK PIN SPANNER		
CHUCK CODE	WRENCH CODE	
MICRON CHUCK		
HPC03H~HPC16H HPC03M~HPC12M HPC03N~HPC12N	FP45-48G	35851